



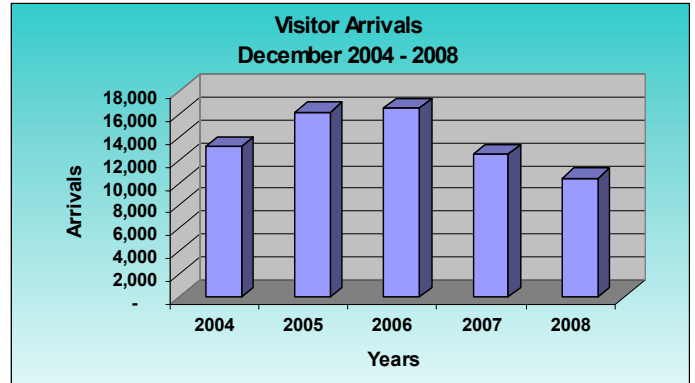
Anguilla Government Statistics Department

Tourism Statistics Summary – December 2008

OVERVIEW

Anguilla visitor arrivals, which include tourists and excursionists, for the month of December 2008, totaled 10,432 arrivals, resulting in a 16.5% decline over its corresponding December 2007 figure. Over the past five years 2004 - 2008 for the month December, this was the smallest quantity of visitor arrivals and is recorded as the second largest decline after the decline in 2007/2006 of 24.4%.

Of the 10,432 visitors to the island during this month, the majority, 10,105 (96.9%) came on vacation, while 327 (3.1%) came on business.



PASSENGER MOVEMENT

Passenger arrivals include residents of Anguilla as well as visitors, entering through the ports of Wallblake Airport, Blowing Point and Sandy Ground. These arrivals totaled 22,031 in December 2008 as compared with 27,403, in December 2007, resulting in a decrease of 19.6%. Majority of the passengers 78.0% (17,187) entered through the Blowing Point port, while passenger arrivals through the Wallblake Airport and Sandy Ground ports totaled 3,616 (16.4%) & 1,228 (5.6%) respectively.

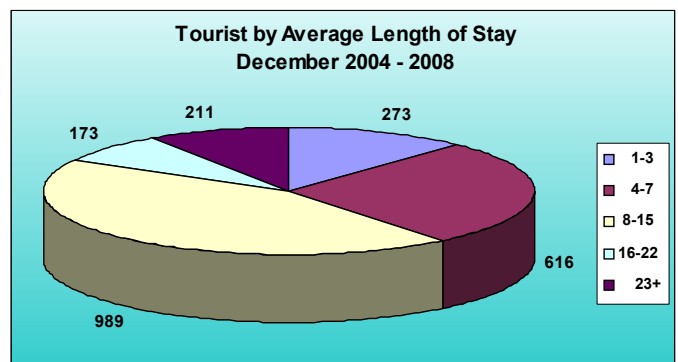
Departures totaled 20,950 during December 2008, a decrease of 17.3% over the 25,338 in 2007. Majority of the departing passengers 16,446 (78.5%) departed through the Blowing Point Port compared to 19,140 in 2007. The Wallblake Airport accounted for 3,228 (15.4%) departing passengers compared to 4,414 in 2007. The port of Sandy Ground facilitated 1,276 (6.1%) departures during this month compared to 1,784 during December 2007.

TOURISTS (Stay-Over Visitors)

Tourists accounted for 60.8% of the total number of visitors to Anguilla during December 2008. During this month tourist arrivals totaled 6,344, a decrease of 13.7% over the 7,354 recorded in December 2007. Over the past five years, this total was the 4th largest recording of tourist arrivals for the month of December and the largest decrease experienced.

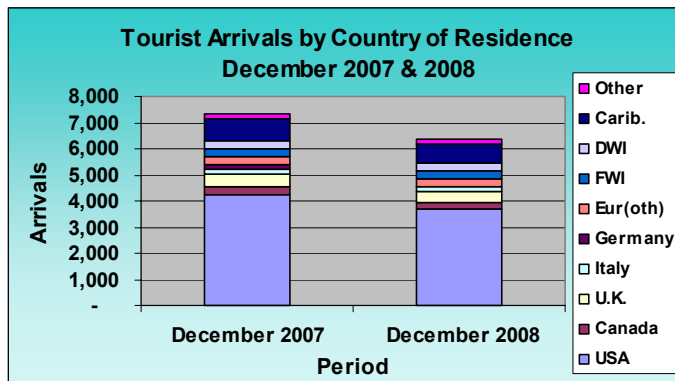
The average intended length of stay for tourists during this month was 10.4 days compared to the 9.1 days spent in December 2007. This was the highest average length of days spent by tourists ever; since the 9.7 days spent by tourist in December 2004.

The majority, 43.7% of tourists stayed in Anguilla between 8-15 days. 27.2% stayed for between 4-7 days, 12.1% spent between 1-3 days, while 7.6% & 9.3% of tourist spent 16 – 22 days and 23 days or more, respectively on the island.



During December 2008, majority of tourists visiting Anguilla, 58.7%, came from the U.S.A., experiencing a decline of 12.8%. The second largest source market was from the ‘Caribbean’ where 10.7% of the recorded number of tourists originated; a recorded decline of 17.4%.

Tourist arrivals from ‘French West Indies’ was the only recorded increase for tourist arrivals by country of residence with 16.7%, conversely, Germany recorded the largest decline with 75.6%.



EXCURSIONISTS (Day Trippers)

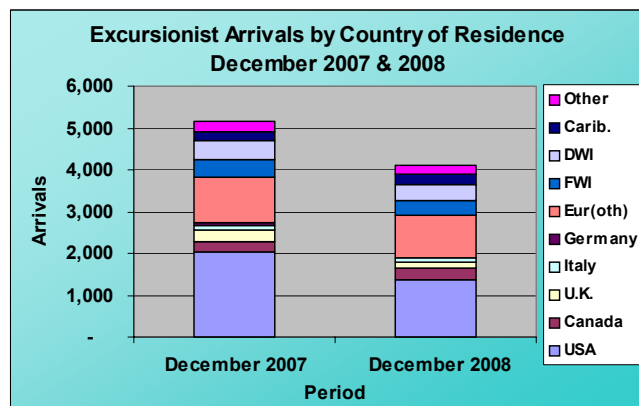
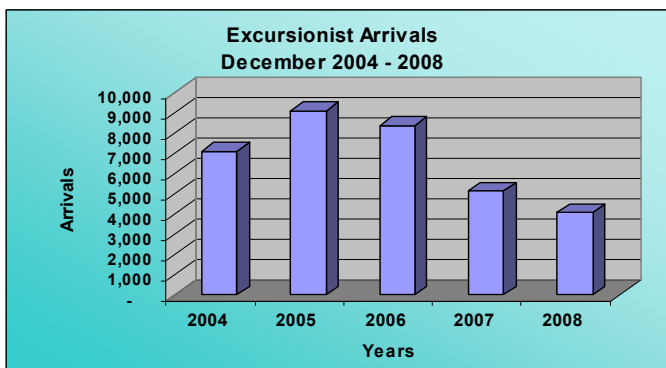
Excursionist arrivals for the month of December 2008 totaled 4,088, a decrease of 20.5% over its corresponding December 2007 figure. This figure was the smallest amount of excursionist arrivals to Anguilla for the month of December over the past five years.

For the month under review, the Blowing Point port was the main port of entry, with 68.8% of excursionists using this port as the gateway to Anguilla. There was a decrease of 18.0% of excursionist arrivals through this port compared to December 2007.

The Wallblake Airport accounted for 1.7% and Sandy Ground 29.5% of excursionist arrivals. Excursionist arrivals through the Wallblake Airport and Sandy Ground registered decreases of 41.4% and 24.5% respectively compared to their corresponding 2007 figure.

Of the 10 categories in which the country of residence is grouped, the United States of America continued to be ranked as the main source market from which Anguilla’s excursionists originate. During the month under review, 1,377 (33.7%) of this type of visitors were from the U.S.A. “Europe Other” was the second highest ranked source market with 988 (24.2%) of the 4,088 excursionists to Anguilla.

There were declines in excursionist arrivals from eight of the source markets and two reported increases. Excursionist arrivals from the ‘U.K.’ and ‘Germany’ experienced the largest percentage declines with 44.0% and 39.6% respectively. Conversely, the two increases were experienced by the ‘Caribbean’ and ‘Canada’ markets which registered increases of 26.0% and 3.0% respectively.



This report along with other Tourism Data, are available at the Government of Anguilla Statistics Department’s website: <http://gov.ai/statistics/tourism.htm>

STATISTICS DEPARTMENT – ANGUILLA
 OLD COURT HOUSE BUILDING
 P.O.BOX 60
 THE VALLEY, ANGUILLA
 BRITISH WEST INDIES
 Telephone: 1-264-497-5731
 Fax: 1-264-497-3986
 Email: statistics@gov.ai